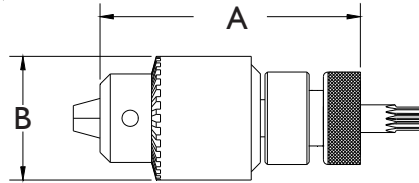



	A	B	5/64 - 1/2 CHUCK	
INCH	3.765	1.781	MAXIMUM RECOMMENDED	.500
MM	95.63	45.23	DRILL DIAMETER	12.7 mm



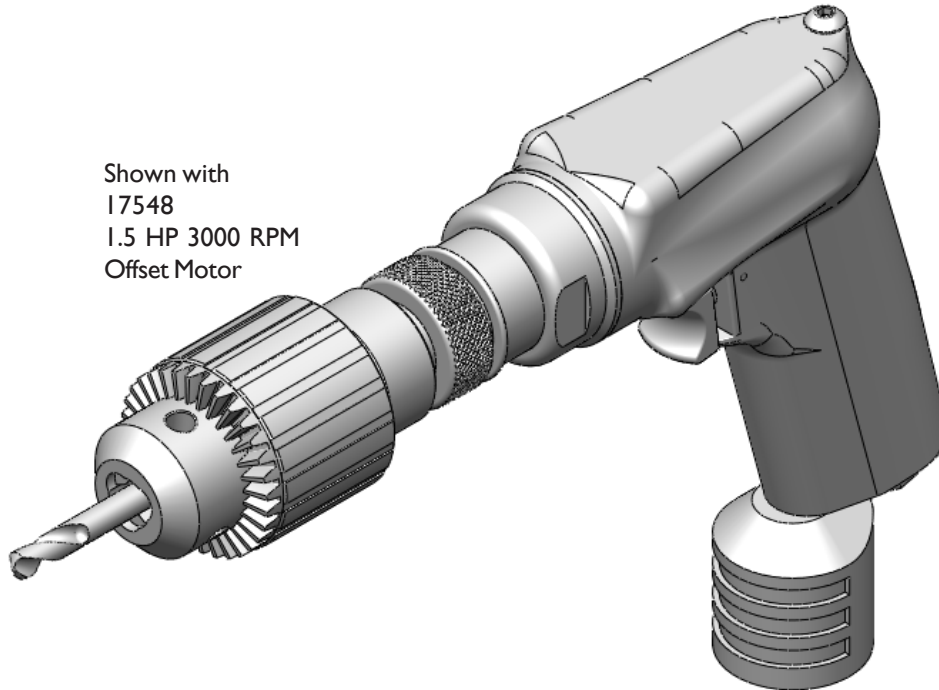
5/64 - 1/2 CHUCK ATTACHMENT  
I6490 ATTACHMENT ONLY



CHUCK KEY AND LEASH INCLUDED



Shown with  
I7548  
1.5 HP 3000 RPM  
Offset Motor



PHONE: 1 775 883 1072 FAX: 1 775 883 4857